

Urval och presentation

Lärande som förberedelse
inför klubbens
jubileumsutställning
4 jan 2014

Urval

- Använd dina program (lightroom, elements, bridge etc.)
 - Flagga och poängsätta bilder
 - Skapa samlingar i lightroom

Lightroom

The screenshot shows the Adobe Photoshop Lightroom 4 interface. The main window is titled "Lightroom 4 Catalog.lrcat - Adobe Photoshop Lightroom - Bibliotek". The interface is divided into several panels:

- Left Panel:** Contains "Mappar" (Folders) and "Samlingar" (Collections). Under "Samlingar", there are "Smart Collections" and "Publiceringstjänster" (Publishing Services). A blue arrow points to the "Samlingar" section.
- Top Panel:** Shows "Biblioteksfilter:" (Library Grid Filter) with tabs for "Text", "Attribut", "Metadata", and "Inga". A "Filter av" dropdown is visible.
- Right Panel:** Contains "Histogram", "Snabbframkallning" (Quick Develop), "Använda nyckelord" (Use Keywords), "Nyckelordslista" (Keyword List), and "Kommentarer" (Comments).
- Bottom Panel:** Shows "Miniatyrbilder" (Web Gallery Grid) and a "Filter" bar with various icons for filtering (e.g., compare, compare with previous, compare with next, flag, star, etc.). A blue arrow points to this bar.

Annotations in the image include:

- The text "Samlingar" with a blue arrow pointing to the Collections panel.
- The text "Inga foton i markerad Smart samling." (No photos in marked Smart collection.)
- The text "Filter med t.ex flaggor, stjärnor, färger etc." (Filter with e.g. flags, stars, colors, etc.) with a blue arrow pointing to the Filter bar.

Urval


- Använd dina program (lightroom, elements, bridge etc.)
 - Flagga och poängsätta bilder
 - Skapa samlingar i lightroom
- Ta med bilder som representerar dig som fotograf
- Bilderna ska hänga ihop (kill your darlings)
- Bättre med få bra än många med sämre kvalitet

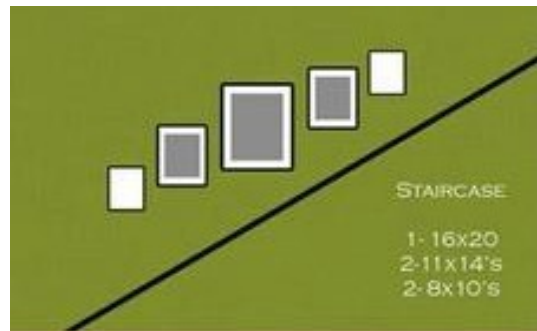
Presentation

- Storleken kan anpassas efter bilden – lite bild behöver ett starkare formspråk än en stor
- Köpa passepartout eller printa kanter
- Mellanrum
 - En enhet ca 3 cm
 - Separata bilder ca 10-15 cm
- Komposition av bilder
 - Skapa balans i sin komposition
 - Symetrisk eller asymmetrisk
 - Vill man skapa lugn eller sticka ut

GALERIE SCIENNE
bez tajemnic
.....
INTERIORSpl

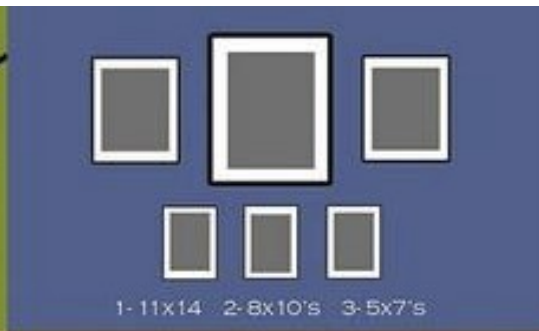




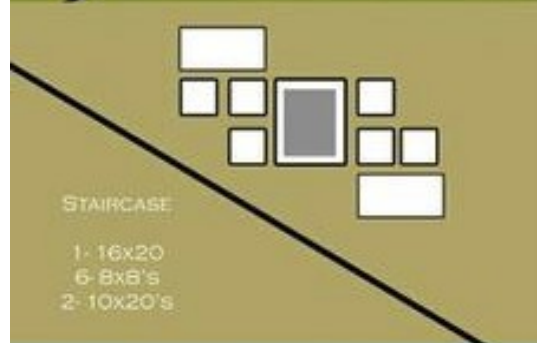


STAIRCASE

1- 16x20
2- 11x14's
2- 8x10's

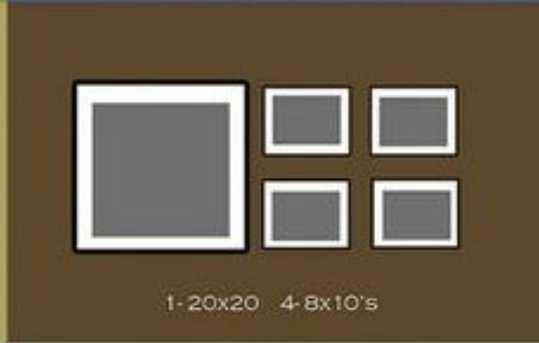


1- 11x14 2- 8x10's 3- 5x7's

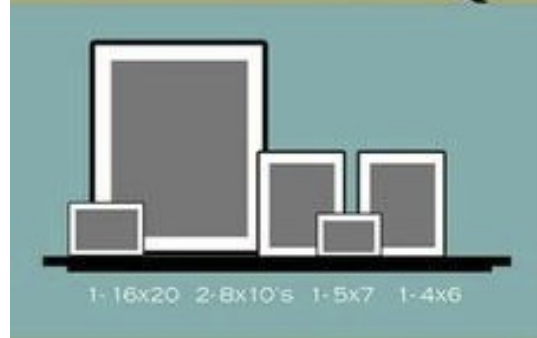


STAIRCASE

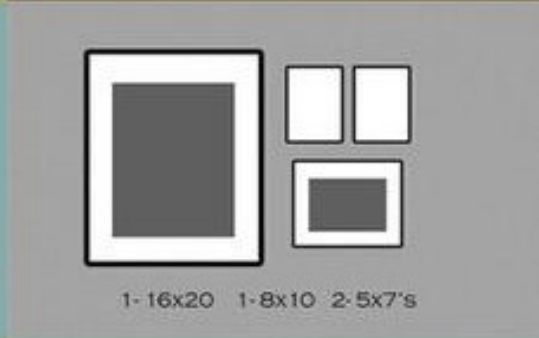
1- 16x20
6- 8x8's
2- 10x20's



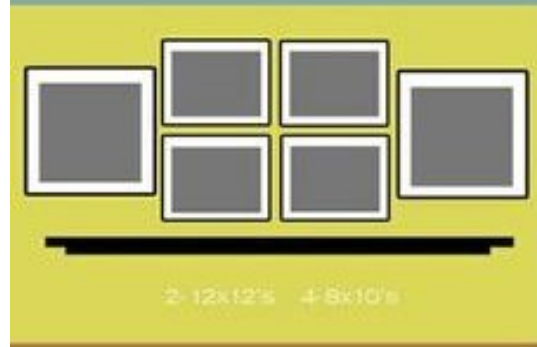
1- 20x20 4- 8x10's



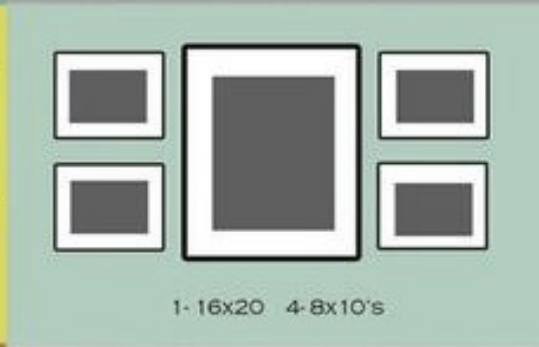
1- 16x20 2- 8x10's 1- 5x7 1- 4x6




1- 16x20 1- 8x10 2- 5x7's





2- 12x12's 4- 8x10's



1- 16x20 4- 8x10's








fig. 19



fig. 21



fig. 20



fig. 22

